



*Welcome to
Three Forks*

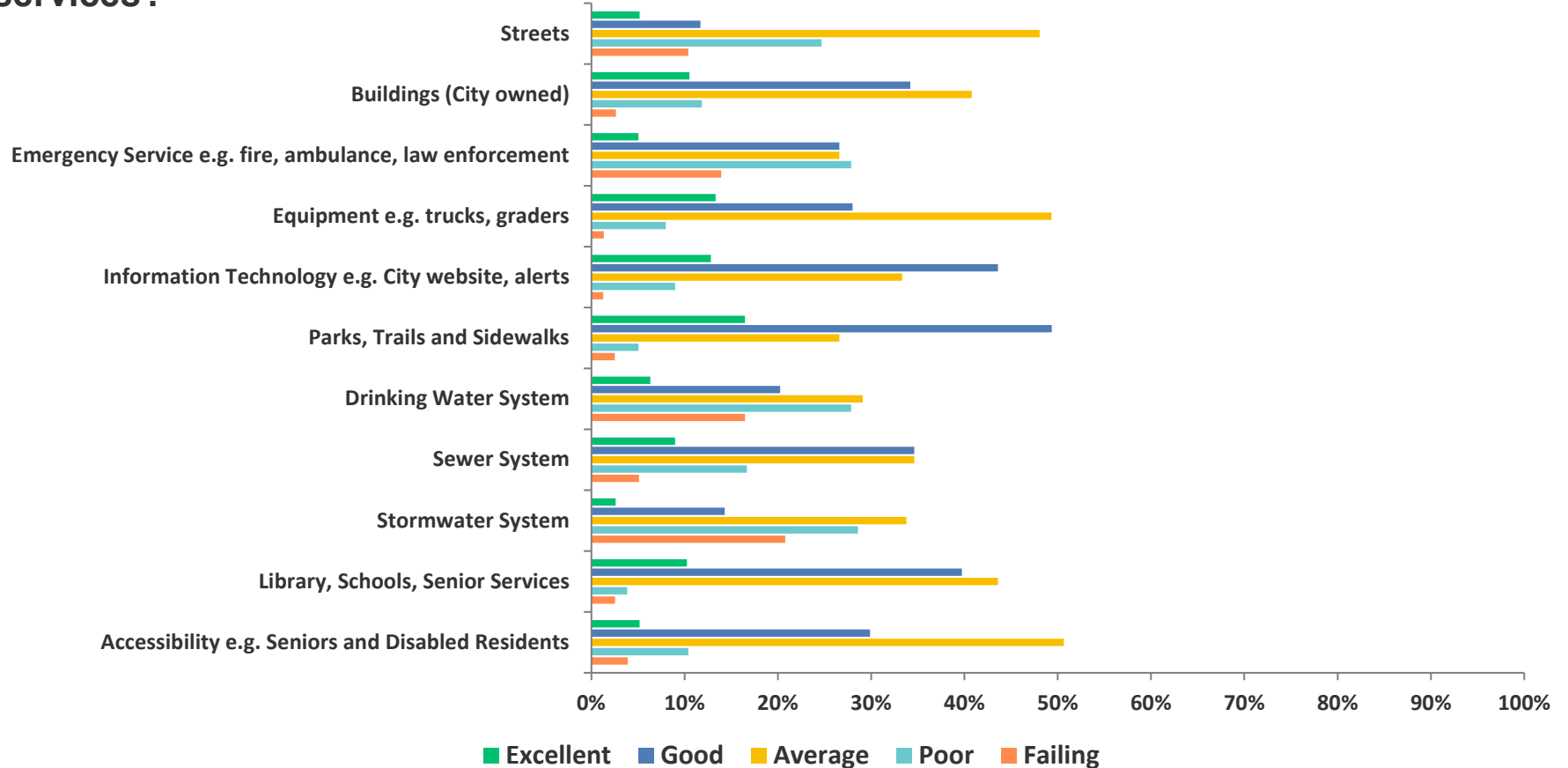
THREE FORKS CAPITAL IMPROVEMENTS PLAN SURVEY: RESULTS

Thursday, April 6, 2023

80 Total Responses.

Please note that many of the survey respondents did not complete all of the questions and therefore the response rate per question will vary.

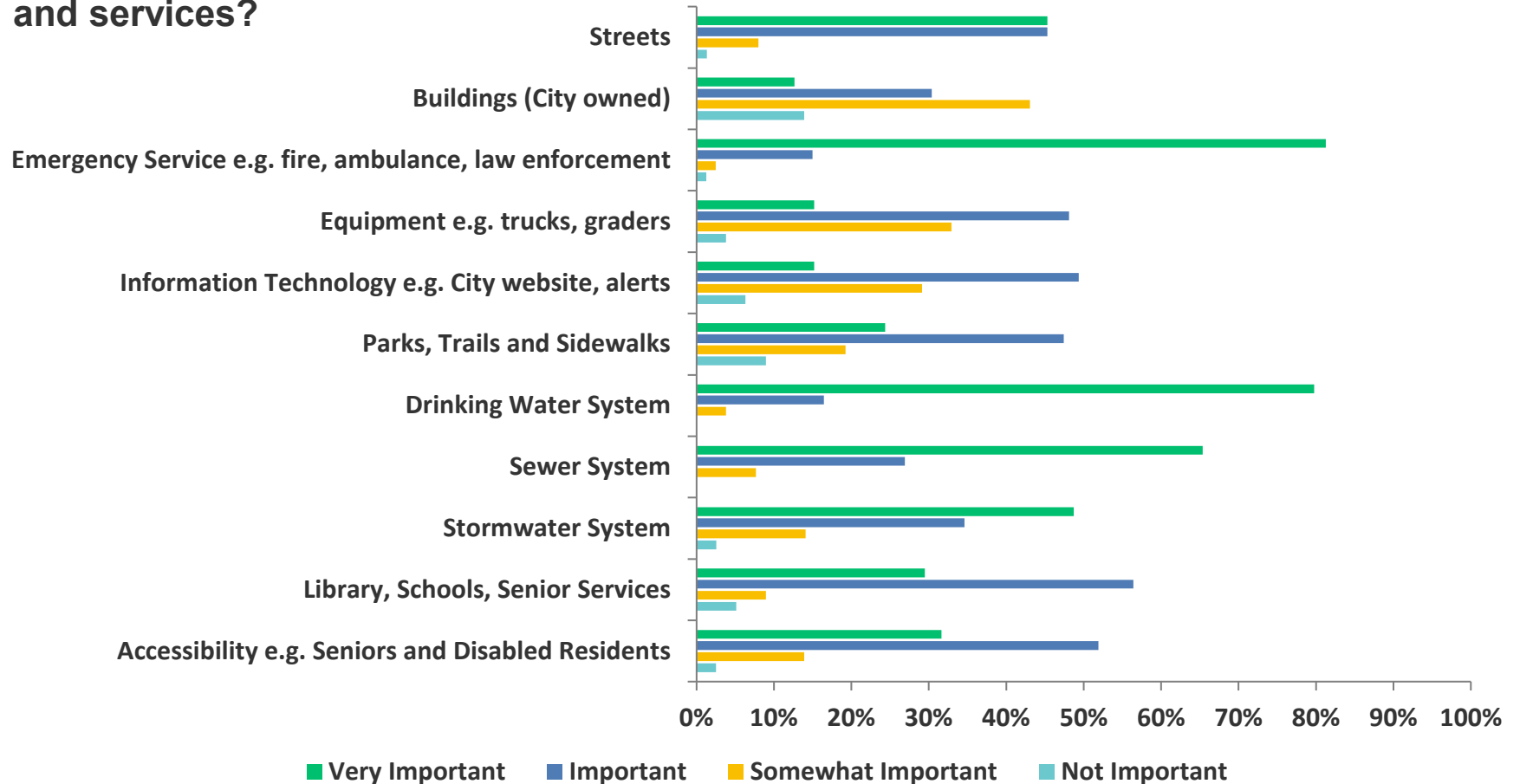
Question 1: What do you think is the condition of the City's current infrastructure and services?



Question 1: What do you think is the condition of the City's current infrastructure and services?

	EXCELLENT	GOOD	AVERAGE	POOR	FAILING	TOTAL RESPONSES
Streets	5.19%	11.69%	48.05%	24.68%	10.39%	
	4	9	37	19	8	77
Buildings	10.53%	34.21%	40.79%	11.84%	2.63%	
	8	26	31	9	2	76
Emergency Service	5.06%	26.58%	26.58%	27.85%	13.92%	
	4	21	21	22	11	79
Equipment	13.33%	28.00%	49.33%	8.00%	1.33%	
	10	21	37	6	1	75
Information Technology	12.82%	43.59%	33.33%	8.97%	1.28%	
	10	34	26	7	1	78
Parks, Trails and Sidewalks	16.46%	49.37%	26.58%	5.06%	2.53%	
	13	39	21	4	2	79
Drinking Water System	6.33%	20.25%	29.11%	27.85%	16.46%	
	5	16	23	22	13	79
Sewer System	8.97%	34.62%	34.62%	16.67%	5.13%	
	7	27	27	13	4	78
Stormwater System	2.60%	14.29%	33.77%	28.57%	20.78%	
	2	11	26	22	16	77
Library, Schools, Senior Services	10.26%	39.74%	43.59%	3.85%	2.56%	
	8	31	34	3	2	78
Accessibility	5.19%	29.87%	50.65%	10.39%	3.90%	
	4	23	39	8	3	77

Question 2: In your opinion, please rate the importance of the following infrastructure and services?



Question 2: In your opinion, please rate the importance of the following infrastructure and services?

	VERY IMPORTANT	IMPORTANT	SOMEWHAT IMPORTANT	NOT IMPORTANT	TOTAL RESPONSES
Streets	45.33%	45.33%	8.00%	1.33%	
	34	34	6	1	75
Buildings	12.66%	30.38%	43.04%	13.92%	
	10	24	34	11	79
Emergency Service	81.25%	15.00%	2.50%	1.25%	
	65	12	2	1	80
Equipment	15.19%	48.10%	32.91%	3.80%	
	12	38	26	3	79
Information Technology	15.19%	49.37%	29.11%	6.33%	
	12	39	23	5	79
Parks, Trails and Sidewalks	24.36%	47.44%	19.23%	8.97%	
	19	37	15	7	78
Drinking Water System	79.75%	16.46%	3.80%	0.00%	
	63	13	3	0	79
Sewer System	65.38%	26.92%	7.69%	0.00%	
	51	21	6	0	78
Stormwater System	48.72%	34.62%	14.10%	2.56%	
	38	27	11	2	78
Library, Schools, Senior Services	29.49%	56.41%	8.97%	5.13%	
	23	44	7	4	78
Accessibility	31.65%	51.90%	13.92%	2.53%	
	25	41	11	2	79

Question 3: What do you think is the best infrastructure improvement that the City has completed in the past 10 years? (Word Cloud)

improvements parks **Water** Sewer treatment **Sewer** know
Water Buildings streets New City outstanding trail system

A Word Cloud is a collection or cluster of words depicted in different sizes. The bigger and bolder the word appears, the more often it was mentioned by survey respondents.

Question 3: What do you think is the best infrastructure improvement that the City has completed in the past 10 years? (Responses paraphrased)

- Junior High and High School
- Sewer
- Sewer
- Tough to know
- Sidewalks
- Sewer
- School
- WWTP
- Sewer
- Wastewater treatment and water storage
- None
- Water
- Water treatment
- Haven't noticed
- Too new to town
- Streets
- Sewer
- Walking paths
- Building
- Don't know
- Building
- Don't know
- Building
- None
- Don't know
- Trail system
- Streets and water
- Water and sewer
- Trails
- New sewer lagoons and trails
- Water
- Parks and trails
- Water treatment
- Water/sewer
- Settling ponds
- Water
- Sewer treatment/lagoons
- Don't know
- Parks and trails
- Streets and storm water terrible
- Don't know
- Don't know

Question 3: What do you think is the best infrastructure improvement that the City has completed in the past 10 years? (Responses paraphrased)

- **Not the streets! I have lower water pressure now, but parks and library are great**
- **Water**
- **Roadways**
- **Water/sewer**
- **Trails**
- **Trails**
- **Old sidewalks need to be replaced**
- **Water/sewer**
- **Sewer**
- **The way the City communicates is outstanding. Website and FB pages are informative and excellent.**
- **Sewer system**
- **Has anything been done?**
- **Streets, water and sewer**
- **None**
- **Walking path**
- **Walking path**

Question 4: What do you think is the single most important issue the City faces in terms of the infrastructure and services it provides? (Word Cloud)



A Word Cloud is a collection or cluster of words depicted in different sizes. The bigger and bolder the word appears, the more often it was mentioned by survey respondents.

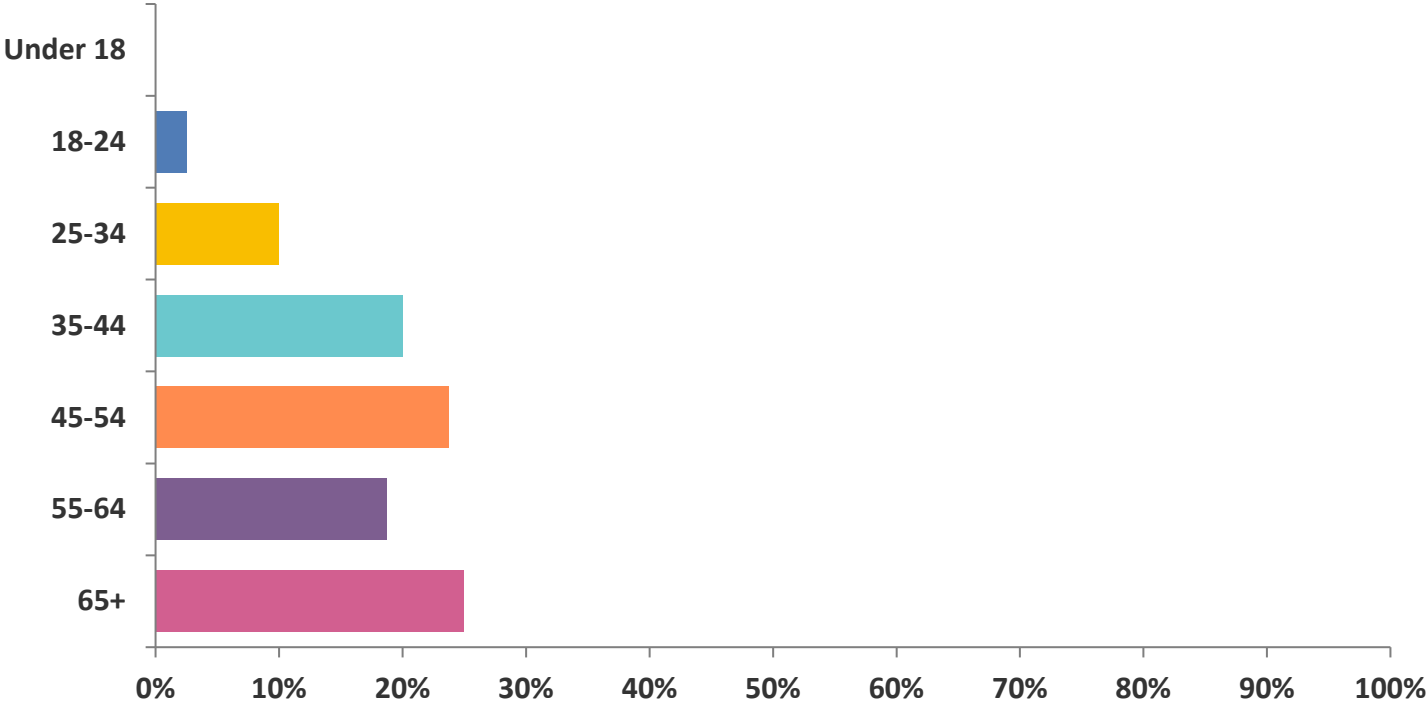
Question 4: What do you think is the single most important issue the City faces in terms of the infrastructure and services it provides? (Responses paraphrased)

- Floodplain and flood control
- Streets, water and emergency services
- Water and water quality
- Ambulance and stormwater
- Streets and lighting
- Ambulance service
- It's not infrastructure but amenities
- Storm drainage and streets
- Pave the rest of the streets
- Building subdivisions to bring in population
- Pave Wheatland Road
- Money and manpower
- Floodplain issues and investment in growth and staff
- Water and new fire hall
- Emergency services
- Hard water damages appliances and fixtures
- New fire station
- Paving road and connecting sidewalks
- Downtown streets and stormwater (ice buildup etc.)
- Drinking water
- Stormwater
- Water storage facilities
- Stormwater
- Water/sewer and floodplain mitigation
- Water
- We don't need anything if its going to raise taxes
- Pave Jefferson Street
- Growing population
- Maintain streets
- Clarkston is a mess lack of maintenance and stormwater
- Not providing necessary services to new growth
- Flooding
- Water
- Floodplain mitigation and streets
- Pave the streets and alleys
- Drinking water
- Cost associated with improvements
- Growth
- Floodplain
- City funded police
- Growth and its costs (2)
- Public health and safety
- Ambulance service
- Costs of infrastructure

Question 4: What do you think is the single most important issue the City faces in terms of the infrastructure and services it provides? (Responses paraphrased)

- Drinking water in relation to growth
- Emergency services
- Don't know
- Drinking water quality and emergency services
- Law enforcement
- Money to pay for infrastructure
- Streets i.e. Talc Road
- Water and sewer to meet growth demands
- Keeping up with growth
- Managing growth
- Change the zoning so its easier to develop
- Water systems
- Emergency services
- Streets and stormwater
- Law enforcement
- Lower water/sewer rates. The City is the highest in the area.
- Streets and stormwater
- Paved streets and a sidewalk system
- Paving streets
- Water supply
- Senior center upgrade
- Senior center
- Streets
- Safe drinking water
- Good water and sewer

Question 5: What is your age?



Question 5: What is your age?

ANSWER CHOICES	RESPONSES	Total Responses
Under 18	0%	0
18-24	2.50%	2
25-34	10.0%	8
35-44	20.0%	16
45-54	23.75%	19
55-64	18.75%	15
65+	25.00%	20
TOTAL		80

Question 6: What street do you live on in the City?

STREET	RESPONSES PER STREET
Front	6
“Town”	5
Main	5
Ave East	5
Ave E	5
Ave	4
2nd	4
5th	3
3rd	3
Adams	4
W	3
West	3
“City”	3
Jefferson	6
East Cedar	3
N 1st Ave	1
E Neal	1
6th Ave E	1